



Summer Holiday Activities Activities 2026-27

**Indorama Public
School,
Jagdishpur UP**

SUMMER ACTIVITIES -2026-27

SUMMER
HOLIDAY
activities /
Assignments
Class –
Balvatika 1-
2026- 2027



INDORAMA PUBLIC SCHOOL

, E-Mail: irps-jag.principal@in.indorama.com, Website : www.indoramaschool.org

Industrial Area Indorama Township , Kamrouli, Jagdishpur UP-227817

Dear Parents,

Warm greetings from IRPS Family!

We trust this letter finds you and your family in good health. As the summer break nears, we're delighted to share that our dedicated team, under the guidance of the Principal, has curated summer activities for your child.

These activities /assignments, covering all subjects, aim to keep your child engaged in learning and prepare them for the upcoming academic year. They offer opportunities for exploration, skill development, and maintaining a learning routine during the break.

Your support in ensuring your child completes and submits **these activities to be done by your child with your support to the respective class teacher on the first week of July of school reopening after the break** is i.e. **1st July to 6th July 2026** will be greatly appreciated. It will contribute to a positive start to the academic year and reinforce the knowledge acquired during the break.

For any queries or concerns, please reach out to the class teachers.

Thank you for your ongoing support and involvement in your child's education. We eagerly anticipate a productive and successful academic year ahead.

Educationally yours,

Dr R K Dwivedi

Principal &

Team IRPS Team

Contact number of Class teacher -.....

ACTIVITY

- **Make Alphabets with the help of Clay-**



 Practice following conversational questions.

1. What is your name?

Ans. My name is _____

2. What is your father's name?

Ans. My father's name is _____

3. What is your mother's name?

Ans. My mother's name is _____

4. What is your class teacher's name?

Ans. My class teacher's name is Anindita Swain.

5. In which class do you study?

Ans. I study in class Nursery.

6. In which school do you study?

Ans. I study in Dalmia Vidya Mandir Rajgangpur.

7. How old are you?

Ans. I am _____ years old.

Teddy Bear, Teddy Bear

Teddy bear, teddy bear,
Turn Around.

Teddy bear, teddy bear,
Touch The ground.

Teddy bear, teddy bear,
Polish your shoes.

Teddy bear, teddy bear,
Go To School.



Ten little fingers



Ten little fingers,

Ten little toes,

Two little ears,

And

one little nose,

Two little eyes,

That shine so bright,

And

two little lips to

kiss Mamma


"Good Night".



Name: _____

Date: _____

Trace The Standing Lines



●	●	●	●	●	●	●	●	●	●	●	●
●	●	●	●	●	●	●	●	●	●	●	●
●	●	●	●	●	●	●	●	●	●	●	●
●	●	●	●	●	●	●	●	●	●	●	●
●	●	●	●	●	●	●	●	●	●	●	●
●	●	●	●	●	●	●	●	●	●	●	●



Name: _____



Date: _____

Trace the standing lines



Tracing - Sleeping Lines

Join the dots and color the Pencil.




Trace Sleeping Lines







Color Matching

Match the crayon with the image



Name : _____

DIRECTION : Match each shape to its corresponding object.



WHERE'S MY MATCH?

Match each shape to its corresponding object to the right.



FINGER PRINT - Ice Cream

Follow the steps.

Step 1



Dip your finger into watercolour.

Step 2




Put impression above the cone as shown.

Step 3



Use different colour impressions to complete the ice cream.



COUNTING FLOWER

Math Craftivity

Make a chart flower
with chartpaper of
numbers 1-10





VEGETABLES



Make 2 picture cards of fruits and vegetables of your own choice.



CABBAGE



TOMATO



CAULIFLOWER



POTATOES



PUMPKIN



TURNIP



BRINJAL



LADIES FINGERS



ONION



BITTER GOURD



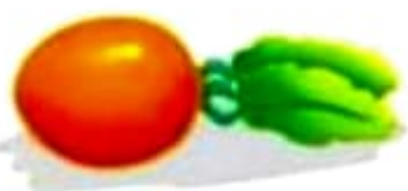
CUCUMBER



BOTTLE GOURD



PEAS



CARROT



CHILLIES



RADISH

Learn 5 fruits name and 5
vegetables names.


Fruits



Apple



Orange



Grapes



Melon



Mango



Banana



Avocado



Watermelon




Pear



Cherry



Strawberry





Paste passport size photos and mention the relation.

Tear
And
Pasting





Leaf Craft



Match.

red



green



blue



yellow



pink



brown



orange



purple









Name _____

Fruit Worksheets

Fruit Picture Matching

Draw a line from each fruit picture on one side of the page to the matching fruit picture on the other side.



★ Match the similar.



गिनती

एक, दो, तीन, चार,
आज शनि है कल इतवार,
पाँच, छः, सात, आठ,
याद करूँगा सारा पाठ,
इसके आगे नौ और दस,
हो गई गिनती पूरी बस ।

1 2 3 4 5 6 7 8
3 5 7 8

गोल-गोल

सूरज गोल, चंदा गोल,
मम्मी जी की रोटी गोल,
पापा जी के पैसे गोल।
दादा जी का डंडा गोल,
दादी जी का चश्मा गोल।
हम भी गोल, तुम भी गोल,
सारी दुनिया गोल मटोल।

